


<b>TRINITY COLLEGE OF ENGINEERING AND TECHNOLOGY</b>		
<b>Bandarikunta, Peddapalli-505172</b>		
<b>Income &amp; Expenditure during the Financial Year 2017-18</b>		
<b>S.No</b>	<b>Income/Expenditure</b>	<b>Amount (In Lakhs)</b>
<b>A</b>	<b>Income</b>	
1	Tuition Fee	382.06
2	Miscellaneous & Other Income	0.09
	<b>Total</b>	<b>382.15</b>
<b>B</b>	<b>Revenue Expenditure</b>	
1	Salaries of Teaching & Non-Teaching Staff	376.37
2	Infrastructure Augmentation	1.62
3	Physical Facilities	1.20
4	Academic Facilities	0.71
5	Faculty Seminars/Workshops/Conferences	0.08
6	Other Expenses	2.18
	<b>Total</b>	<b>382.16</b>
<b>C</b>	<b>Total Expenditure incurred excluding salary during the Year</b>	<b>5.79</b>

*M. Ganes*


PRINCIPAL

Trinity College of Engineering and Technology  
Peddapalli-505 172-T.S.


<b>TRINITY COLLEGE OF ENGINEERING AND TECHNOLOGY</b>		
<b>Bandarikunta, Peddapalli-505172</b>		
<b>Income &amp; Expenditure during the Financial Year 2018-19</b>		
<b>S.No</b>	<b>Income/Expenditure</b>	<b>Amount (In Lakhs)</b>
<b>A</b>	<b>Income</b>	
1	Tuition Fee	426.73
2	Miscellaneous & Other Income	0.06
	<b>Total</b>	<b>426.79</b>
<b>B</b>	<b>Revenue Expenditure</b>	
1	Salaries of Teaching & Non-Teaching Staff	324.33
2	Infrastructure Augmentation	28.68
3	Physical Facilities	20.50
4	Academic Facilities	13.31
5	Faculty Seminars/Workshops/Conferences	1.22
6	Other Expenses	38.75
	<b>Total</b>	<b>426.79</b>
<b>C</b>	<b>Total Expenditure incurred excluding salary during the Year</b>	<b>102.46</b>

  
**PRINCIPAL**  
 Trinity College of Engineering and Technology  
 Peddapalli-505 172-T.S.

<b>TRINITY COLLEGE OF ENGINEERING AND TECHNOLOGY</b>		
<b>Bandarikunta, Peddapalli-505172</b>		
<b>Income &amp; Expenditure during the Financial Year 2019-20</b>		
<b>S.No</b>	<b>Income/Expenditure</b>	<b>Amount (In Lakhs)</b>
<b>A</b>	<b>Income</b>	
1	Tuition Fee	464.63
2	Miscellaneous & Other Income	0.11
	<b>Total</b>	464.73
<b>B</b>	<b>Revenue Expenditure</b>	
1	Salaries of Teaching & Non-Teaching Staff	342.47
2	Infrastructure Augmentation	34.23
3	Physical Facilities	25.21
4	Academic Facilities	15.13
5	Faculty Seminars/Workshops/Conferences	1.83
6	Other Expenses	45.87
	<b>Total</b>	464.74
<b>C</b>	<b>Total Expenditure incurred excluding salary during the Year</b>	122.27

  
**PRINCIPAL**  
 Trinity College of Engineering and Technology  
 Peddapalli-505 172-T.S.

<b>TRINITY COLLEGE OF ENGINEERING AND TECHNOLOGY</b>		
<b>Bandarikunta, Peddapalli-505172</b>		
<b>Income &amp; Expenditure during the Financial Year 2020-21</b>		
<b>S.No</b>	<b>Income/Expenditure</b>	<b>Amount (In Lakhs)</b>
<b>A</b>	<b>Income</b>	
1	Tuition Fee	350.79
2	Miscellaneous & Other Income	0.02
	<b>Total</b>	<b>350.81</b>
<b>B</b>	<b>Revenue Expenditure</b>	
1	Salaries of Teaching & Non-Teaching Staff	341.11
2	Infrastructure Augmentation	2.71
3	Physical Facilities	2.20
4	Academic Facilities	1.00
5	Faculty Seminars/Workshops/Conferences	0.14
6	Other Expenses	3.65
	<b>Total</b>	<b>350.81</b>
<b>C</b>	<b>Total Expenditure incurred excluding salary during the Year</b>	<b>9.7</b>

  
**PRINCIPAL**  
 Trinity College of Engineering and Technology  
 Peddapalli-505 172-T.S.

<b>TRINITY COLLEGE OF ENGINEERING AND TECHNOLOGY</b>		
<b>Bandarikunta, Peddapalli-505172</b>		
<b>Income &amp; Expenditure during the Financial Year 2021-22</b>		
<b>S.No</b>	<b>Income/Expenditure</b>	<b>Amount (In Lakhs)</b>
<b>A</b>	<b>Income</b>	
1	Tuition Fee	561.13
2	Miscellaneous & Other Income	0.10
	<b>Total</b>	<b>561.23</b>
<b>B</b>	<b>Revenue Expenditure</b>	
1	Salaries of Teaching & Non-Teaching Staff	490.86
2	Infrastructure Augmentation	19.70
3	Physical Facilities	15.20
4	Academic Facilities	8.02
5	Faculty Seminars/Workshops/Conferences	1.05
6	Other Expenses	26.41
	<b>Total</b>	<b>561.24</b>
<b>C</b>	<b>Total Expenditure incurred excluding salary during the Year</b>	<b>70.38</b>

*99433256684*

*M. J. Jagan*  
PRINCIPAL

Trinity College of Engineering and Technology  
Peddapalli-505 172-T.S.